


710 Life eNail


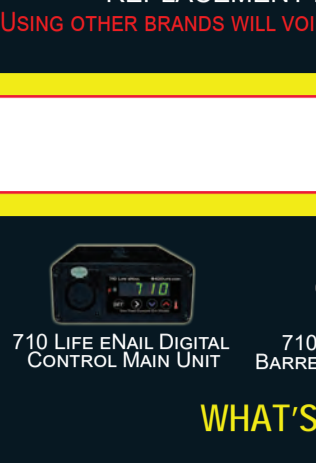
The Best eNail on the Market



V2.0
USER MANUAL

710 Life eNail

Award winning low temp big flavor at your fingertips



Worlds #1 Aromatherapy eNail on the Market!

2

Your 710 Life eNail Kit Contains:

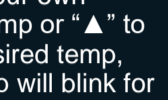
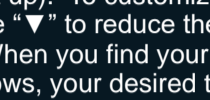
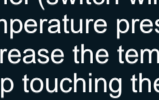
- 1 x 710 LIFE eNAIL DIGITAL CONTROL MAIN UNIT
- 1 x 710 LIFE (20MM) BARREL HEATING COIL
- 1 x UNIVERSAL 5 IN 1 GRADE 2 TI NAIL
- 1 x FOOD GRADE SILICONE CONTAINER
- 1 x PSU AC POWER CABLE
- 1 x GRADE 2 TI CARB CAP

WARNING!

ONLY USE GENUINE 710 LIFE eNail REPLACEMENT PARTS @ 420life.com USING OTHER BRANDS WILL VOID THE WARRANTY - READ CAREFULLY!

3

WHAT'S IN THE BOX?



710 LIFE eNAIL DIGITAL CONTROL MAIN UNIT

710 LIFE (20MM) BARREL HEATING COIL

5 IN 1 UNIVERSAL GRADE 2 TI NAIL



FOOD GRADE SILICONE CONTAINER

PSU AC POWER CABLE

GRADE 2 TI CARB CAP

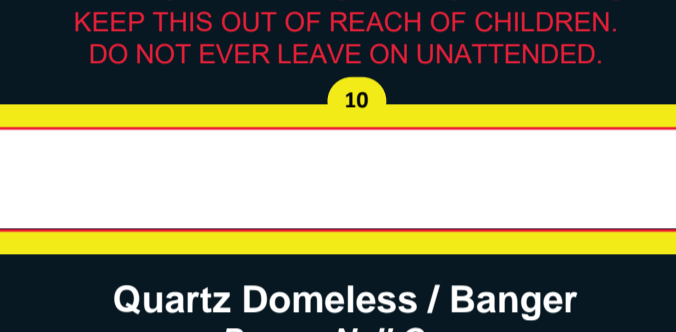
4



5

710 Life eNail Coil Assembly:

Disassemble your 710 Life 5 in 1 Universal Titanium Nail. Place into the heater coil then carefully (making sure threads are aligned correctly) screw back together (see below).



6

710 Life Digital eNail Operation:

Plug the AC power cord into a grounded/dedicated outlet. Never use a two prong AC adapter, power strip or AC extension. We sell heating coil extensions. Plug coil into the 710 Life main unit and ensure it is fully secure. Secure the heating coil around the included nail (read next page) and follow preparation instructions. Turn power switch on back panel (switch will light up). To customize your own temperature press the "▼" to reduce the temp or "▲" to increase the temp. When you find your desired temp, stop touching the arrows, your desired temp will blink for 10 seconds. After 10 seconds the temperature is now set to your preference.

7

710 Life Digital eNail Operation (cont'd)

The unit may overshoot the set temperature on the initial startup, allow the unit to run for a few minutes at one set temperature for maximum calibration and stabilization.

Other Buttons?

You can always double tap the "SET" button to avoid waiting the 10 second delay that setting the temp requires. There is no need to use the "SET" button or the "▶" for any normal operation of this device. They are primarily for our programming of the unit. Accidental pressing will not harm device.

UNIT COMES PRESET TO 710°F

8

Preparing Nail for Use (SEASONING):

Heat nail to temperature and let sit hot for a few minutes. When the titanium color starts changing to bronze and other colors, apply a small amount of vaporizing oil around the inside of the dish, when it vaporizes, the nail is now considered seasoned and ready for use.

Tip:

Titanium changes color when subjected to high temperature. At ideal temperatures titanium will turn a little bronze in color with purple/reddish hues (THIS IS NORMAL).

9

FOR BEST RESULTS

Visit 420life.com and get one of our QUARTZ eNail Nails which will maximize flavor. We carry both Domeless and Bangers to fit you needs.

CAUTION:

COIL & NAIL GETS VERY HOT AND CAN CAUSE PERMANENT INJURIES OR FIRE USE CAUTION! READ ALL OF THIS MANUAL BEFORE INITIAL USE. KEEP THIS OUT OF REACH OF CHILDREN. DO NOT EVER LEAVE ON UNATTENDED.

10

Quartz Domeless / Banger Proper Nail Care

Place coil on quartz nail, then power on the unit allowing the coil to heat on the nail. It is always recommended that you remove the coil from the quartz nail immediately after turning off your eNail. When the heats it expands upon cooling the coil can contract and squeeze the quartz domeless/banger potentially breaking it. Removing the coil from your quartz nail will significantly eliminate the chance of the nail breaking. If you have trouble contact us so we can guide and help make it an easy fit for you.

11

Cleaning:

- Use Alcohol Dipped Q-Tips to soak the nail while hot.
- Unscrew and clean nail with a soak in warm isopropyl alcohol then wipe clean with Isopropyl alcohol or denatured alcohol is recommended for cleaning coils. Only clean units while powered down, unplugged, and cooled down.
- Clean digital faceplate and other surfaces gently with a damp cloth or alcohol wipe.
- Regular cleaning of nail will increase performance and airflow.

12

Getting the most from our eNail:

The Coil Heater is the weaker part of the unit and as with any eNail it will eventually fail. It's a very good idea to always keep a spare handy so you never have failure.

PURCHASE ANY STYLE OR REPLACEMENT COILS YOU MAY NEED @ 420LIFE.COM

Note: Our coil heaters will last thousands of hours with proper use and care.

650°F - 800°F OPTIMAL HEATER TEMPERATURE
690°F - 750°F for QUARTZ
650°F - 800°F for TITANIUM

13

Extend your coils life!

A few things will dramatically reduce the life of heater DO NOT:

- Never use the coil at temperatures near 1000°F for an extended period of time. This will result in a burnt/black and is easily identifiable and voids the warranty for the heating coil. Never clean the nail by raising the temperature this will kill the life of your coil.
- Do not use any other brand coil can permanently damage your 710 Life main unit
- Never Apply water to heater for cooling or cleaning.
- Never alter, bend, twist, or otherwise stress the cable, connectors, coil rings or coil rod.

14

Troubleshooting:

If the digital display shows "EEEE" this means the coil is going or completely gone bad. A new 710 Life coil will be required to get rid of this error and return your device to normal function. Extra, or different coils always should be purchased from 420life.com and our authorized retailers.

Resetting the Device

If you experience erratic temperature fluctuations try holding down ▶ for 10 seconds. This will perform a hard reset. If the problem persists you may need a new coil. Contact us if you cannot resolve the issue. 833-710-LIFE

15

Troubleshooting (cont'd):

If the unit fails to power up, check that the cord is fully plugged into both the wall outlet & the main unit. If it still fails try plugging a different AC outlet avoid GFCI (kitchens & bathrooms usually) plugs if possible. If this continues, remove the power cable from main unit to access the rear fuse panel (see above) check fuse for a small complete wire across glass (see below). If bad there is a spare there to replace it. If good and it still does not power up the 110/240V PSU power cable may need replacing and can be purchased @ 420life.com

16

CAUTION:

PARTS LIKE THE COIL AND NAIL GET VERY HOT AND CAN CAUSE PERMANENT INJURIES, BURNS OR FIRE. USE WITH EXTREME CAUTION.

READ ALL OF THIS MANUAL BEFORE INITIAL USE. KEEP THIS OUT OF REACH OF CHILDREN. DO NOT EVER LEAVE ON UNATTENDED.

REMOVE FROM POWER WHEN NOT IN USE FOR LONG EXTENDED PERIODS!

17

CAUTION (cont'd):

- NEVER CLEAN OR USE WHILE UNIT IS PLUGGED IN. PLEASE COMPLETELY UNPLUG THE UNIT FROM THE WALL BEFORE CLEANING AND ALLOW THE UNIT TO COMPLETELY COOL PROPERLY.
- NEVER USE WHILE UNIT IS CHARGING.
- DO NOT OPERATE AROUND ANY LIQUIDS.
- BE SAFE DO NOT OPERATE AROUND FLAMMABLE OR VOLATILE MATERIALS.
- USE CAUTION WHEN OPERATING UNIT. UNIT IS CAPABLE OF EXTREME TEMPERATURES OVER 1000°F. EXTREME BURNS OR FIRE MAY OCCUR.

18

CAUTION (cont'd):

- NOT FOR PEOPLE UNDER THE AGE OF 21 OR THE LEGAL AGE FOR YOUR COUNTRY.
- KNOW YOUR LAWS IT IS YOUR RESPONSIBILITY.
- NEVER LEAVE ALONE OR USE AROUND CHILDREN.
- USE THIS DEVICE RESPONSIBLY.
- ONLY USE 710 LIFE BRAND PARTS OR IT VOIDS YOUR WARRANTY.
- NEVER OPERATE VEHICLES OR MACHINERY WHILE OR AFTER USING.
- USE ONLY 420LIFE.COM BRAND PARTS OR YOU CAN BURN OUT YOUR DEVICE VOIDING WARRANTY.

19

WARNING!

ONLY USE GENUINE 710 Life eNail REPLACEMENT PARTS @ 420life.com USING OTHER BRAND PARTS WILL BREAK THE UNIT VOIDING THE WARRANTY - READ CAREFULLY!

IF YOU HAVE ANY ISSUES OR NEED HELP PLEASE CALL US TOLL FREE 833-710-LIFE

420 LIFE™@ / 710 LIFE™@ ARE REGISTERED TRADEMARKS.

©COPYRIGHT 1992-2017 420LIFE.COM™@ ALL RIGHTS RESERVED 420LIFE.COM

20

Warranty

1 YEAR LIMITED WARRANTY

420Life / 710Life offers a one (1) year limited warranty. The one (1) year period begins from the original date of purchase. The original receipt is required to redeem the warranty. The limited warranty covers one (1) year of electronics and the structural integrity of the main unit. If your controller stops working within one (1) year please contact us directly through our website. If a physical defect arises and a claim is made within the warranty period, at its option and to the extent permitted by law, 420 Life / 710 Life will do one of the following:

- repair the product defect or...
- exchange the product with a product that is new or a functionally equivalent device or...
- refund the purchase price of the device if 100% unused.

21

Warranty (cont'd)

Exclusions & Limitations

The Limited Warranty applies only to products manufactured by 420 Life / 710 Life, which can be identified by the "420Life.com" tag or the "Honeycomb B Red Eye Bee" trademark, trade name or logo affixed to the device or its printed materials. The Limited Warranty does not apply to any Non 420 Life / 710 Life products. This warranty does not apply to (i) Opening the eNail housing/ casing (ii) coils or power cords not from 420 Life, (iii) any physical damage caused by accident, abuse, misuse, flood, liquids, earthquake, fire, or by any other natural acts or disaster or other external causes; (iv) damage caused by operating the product outside the permitted or intended use as described by 420 Life / 710 Life (v) a device or part that has been modified to alter the functionality or capability without the written permission of 420Life / 710Life; (vi) cosmetic damage, including but not limited to damage such as dents, scratches and/or broken pieces. This warranty applies to the original end-user and is non-transferable. 420 Life / 710 Life warranties only apply to devices that are purchased from authorized retailers. Service must take place by an authorized distributor / warranty center.

USE OF ANY OTHER BRAND COIL OR PARTS VOIDS WARRANTY AND CAN CAUSE UNREPAIRABLE PERMANENT DAMAGE TO YOUR 710 LIFE AROMATHERAPY DEVICE! FOR REPLACEMENT PARTS OR QUESTIONS REGARDING AUTHORIZED RETAILERS, ADDITIONAL DETAILS PLEASE VISIT: 420LIFE.COM

22

710 Life eNail

instagram.com/710Life youtube.com/710Life facebook.com/710Life twitter.com/710Life

23

IMPORTANT SAFETY INFORMATION

Disclaimer: This product has not been approved by the FDA. This diffuser is only designed for legal use as an aromatherapy device. 710 Life products are intended for use by persons of legal smoking age. Women who are pregnant or breastfeeding, or persons with or at risk of heart disease, high blood pressure, hypertension, diabetes, or taking medicine for depression or asthma should not use this product. Discontinue use and consult a physician if you experience symptoms such as nausea, vomiting, dizziness, diarrhea, weakness and rapid heart-beat or hypertension.

Keep out of reach of children. Refrain from using the product if you are under the legal age in your state, pregnant or nursing. This product is not an aid for smoking cessation. Use with extreme caution and care.

FOR AROMATHERAPY USE ONLY NOT FOR TOBACCO OR OTHER USE AWARD WINNING PRODUCTS YOU ENJOY - HARMONIOUS PERFECTION!

24

VISIT: 420LIFE.COM

SIGN UP FOR OUR NEWSLETTER LOCATED ON OUR HOME PAGE!

WE NEVER SPAM, YOU CAN OPT OUT ANY TIME, LESS THAN 12 EMAILS PER YEAR

GET ACCESS TO EXCLUSIVE MEMBERS ONLY ITEMS, DISCOUNTS, FREE STORE CASH & MORE!!

SIGN UP AND SEE WHAT FREE GIFT YOU MAY GET!

THANK YOU FOR CHOOSING 710 LIFE! AMERICA'S #1 CHOICE IN AROMATHERAPY!

25

AMERICA'S #1 CHOICE IN AROMATHERAPY!

AWARD WINNING PRODUCTS YOU ENJOY - HARMONIOUS PERFECTION!

ENJOY LIFE, SMILE MORE, LAUGH MORE, LOVE MORE

IF YOU HAVE A CHANCE TO CHANGE SOMEONE'S LIFE FOR THE BETTER OR YOU OR HAVE A CHANCE TO SAVE SOME ELSE'S LIFE, DO IT

SPREAD THE MESSAGE OF PEACE, LOVE AND UNDERSTANDING

FOR AROMATHERAPY ONLY. NOT FOR ANY OTHER USES.

26

THANKS FOR CHOOSING 710 LIFE

HAVE FUN AND ENJOY!

PLEASE VISIT 420LIFE.COM AND LEAVE A REVIEW!

27

710 Life

© COPYRIGHT 1992-2017 420 LIFE™@ AND 710 LIFE™@ ARE REGISTERED TRADEMARKS. ALL RIGHTS RESERVED 420LIFE.COM